




MERCEDES CAN BLOCKER FBS3/FBS4






Jumper Configuration (Solder Jumper J1, J2, J3, J4)



Block Synchro Dashboard-EZS

	W117, W156, W166, W172, W176, W204, W207, W212, W218, W246, W447
	W197, W205, W217, W222
	W213, W907

EZS – DIAG

		<p>W117, W156, W166, W172, W176, W204, W207, W212, W218, W246, W447</p>
		<p>W197, W205, W217, W222</p>
		<p>W213, W907</p>

AUTO LEARN

		<p>W117, W156, W166, W172, W176, W204, W207, W212, W218, W246, W447</p>
		<p>W197, W205, W217, W222</p>