


Mercedes DashJoy

V1.02




W117/W166/W212

PIN	NAME
1	GND
4	12V
12	CANL
13	CANH




W205/222/253/447 before lift

PIN	NAME
1	GND
4	12V
12	CANL
13	CANH



W213/205/222 After lift

PIN	NAME
1	CANH
4	CANL
11	GND
12	12V



W177/907/910

PIN	NAME
1	CANH
4	CANL
6	BK CANH to 1PIN LCD
7	BK CANL to 5PIN LCD
8	Yellow to 6PIN LCD
11	GND
12	12V

Instrument Cluster Unit

