


# SpecToolV2

## Connection Audio20 Command HU5/HU5Entry/HU5s2/ HUE213/HU5.5

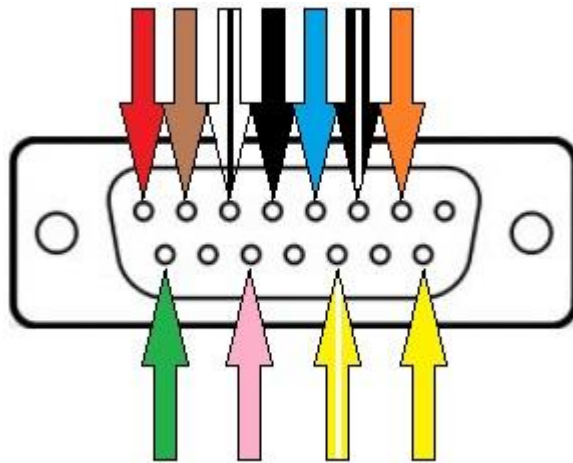
V.1.002



- Coommand Outs



## Command - DSUB 15PIN




	Color	Pin
DOIP 8 OBD	Orange	2
BK/WH CAN H	Black/White	3
DOIP 11 OBD	Blue	4
BK CAN L	Black	5
DOIP 3 OBD	White/Black	6
GND	Brown	7
12V	Red	8
HMI CAN L	Yellow	9
HMI CAN H	Yellow/White	11
DOIP 12 OBD	Pink	13
DOIP 13 OBD	Green	15


## HU5



## HU5Entry




## HU5s2



## Pinout HU5/5Entry/5s2


Color	Pin	Go to HU
Orange	2	C7
Black/White	3	C10
Blue	4	C12
Black	5	C4
White/Black	6	C11
Brown	7	A12
Red	8	A15
Yellow	9	C3
Yellow/White	11	C9
Pink	13	C5
Green	15	C6



## HU 5.5




## HUE213




## Pinout HU5.5/HUE213

Color	Pin	Go to HU
Orange	2	C7
Black/White	3	B12
Blue	4	C12
Black	5	B6
White/Black	6	C11
Brown	7	A12
Red	8	A15
Yellow	9	C3
Yellow/White	11	C9
Pink	13	C5
Green	15	C6



## LCD SMALL

(work with HU5s2 and HU5Entry)




## LCD BIG

(is all in Glass and work only with NTG5 Command with HDD)



LCD HU5/HU5 Entry/HU5s2  
(all HU5 LCD have the same pinout)



GND	1
12V	2
Black	4
Black/White	8

## LCD HU5.5/HUE213



(small and big lcd screen have the same pinout)



GND	9
12V	10
Black	5
Black/White	1



## JOG A205 / A213



	JOG	ON-OFF
<b>12V</b>	<b>20</b>	
<b>GND</b>	<b>1</b>	
<b>BK/WH CAN H</b>	<b>4</b>	
<b>BK CAN L</b>	<b>5</b>	
	<b>9</b>	<b>1</b>
	<b>12</b>	<b>2</b>
	<b>15</b>	<b>3</b>