

SpecToolV2

Pinouts



Left side

- OBD2 / USB
- EVS Area

Right side


- Engine Area
- Service Area
- IC (Instrument Cluster)
- Command (NTG Units)

Top

OBD2 / USB

16PIN - D-Sub

SpecTool	OBD2	USB->PC
1 - Doip11	11	
2 - KLINE	7	
3 - Doip3	3	
4 - KLINE2	15	
5 - GY CANL	14	
6 - GND	4,5	GND
7 - GY CANH	6	
8 - 12V	16	
9 - USB		DP
10 - Doip13	13	
11 - USB		DM
12 - Doip12	12	
13 - USB		5v
14 - Doip8	8	
15 - ELV		



EZS Area

37PIN - D-Sub


1 - CONN9	16 -----	31 - FX1 GN
2 - GN CANL	17 - GND	32 - CONN12
3 - CONN8	18 -----	33 - FX1 PK
4 - GN CANH	19 - 12V	34 - CONN11
5 - CONN7	20 - FX4 PK	35 - HMI CANL
6 - BN CANL	21 - FX4 GN	36 - CONN10
7 - CONN6	22 - FX5 GN	37 - HMI CANH
8 - BN CANH	23 - FX3 GN	
9 - VGS	24 - FX5 PK	
10 - -----	25 - FX3 PK	
11 - KLINE	26 - FX6 GN	
12 - GY CANL	27 - FX2 GN	
13 - KLINE2	28 - FX6 PK	
14 - GY CANH	29 - FX2 PK	
15 - ELV	30 - CONN13	



Engine Area

15PIN - D-Sub


1 - FX1 PK
2 - PK CANH
3 - CONN8
4 - GN CANL
5 - CONN9
6 - GN CANH
7 - GND
8 - 12V
9 - CONN7
10 - FX2 GN
11 - BL CANL
12 - FX2 PK
13 - BL CANH
14 - FX1 GN
15 - PK CAN L



IC – Instrument Cluster & LCD

15PIN – D-Sub


1 – BN CANL
2 – Doip8
3 – BK CANH
4 – Doip11
5 – BK CANL
6 – Doip3
7 – GND
8 – 12V
9 – HMI CANL
10 – CONN10
11 – HMI CANH
12 – CONN11
13 – Doip13
14 – BN CANH
15 – Doip12



Service Area

25PIN - D-Sub

1 - FX6 PK	20 - FX4 GN
2 - CONN2	21 - CONN12
3 - FX6 GN	22 - FX5 PK
4 - CONN3	23 - CONN13
5 - KLINE2	24 - FX5 GN
6 - CONN4	25 - CONN1
7 - KLINE	
8 - CONN5	
9 - VGS	
10 - CONN8	
11 - CONN9	
12 - CONN7	
13 - CONN10	
14 - FX4 PK	
15 - CONN11	



COMMAND AUDIO UNIT

15PIN – D-Sub

1 – BN CANL
2 – Doip8
3 – BK CANH
4 – Doip11
5 – BK CANL
6 – Doip3
7 – GND
8 – 12V
9 – HMI CANL
10 – CONN12
11 – HMI CANH
12 – CONN13
13 – Doip13
14 – BN CANH
15 – Doip12



TOP

10X CONNECTOR 2PIN

CAN	
Left	1 - High
Right	2 - Low
FLEXRAY	
Left	1 - PK
Right	2 - GN



TOP

6X POWER OUTS

